

Suspended decorative luminaire for LED light sources.

#### TECHNICAL DATA

**Mounting:** suspended, on wire suspension (included)  
**Body:** top quality anodized aluminum with carbon fiber structure finish

#### ELECTRICAL DATA

**Colour:** black  
**Power:** 220-240V 50/60Hz  
**Includes light source:** yes

#### OPTICAL DATA

**Type of equipment:** ED  
**Way of lighting:** direct

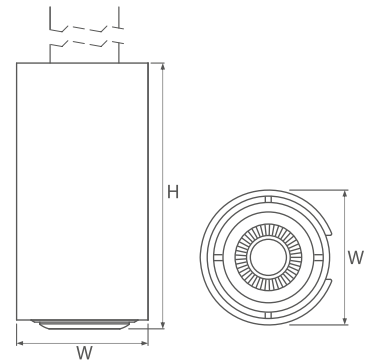
#### GENERAL DATA

**Available on request:** DIM 1..10V, DALI  
**Other remarks:** for metal halide version - please order MH light sources  
**Warranty:** 5 years  
**Application:** offices, conference rooms, reception desks, shopping centers, car showrooms, boutiques

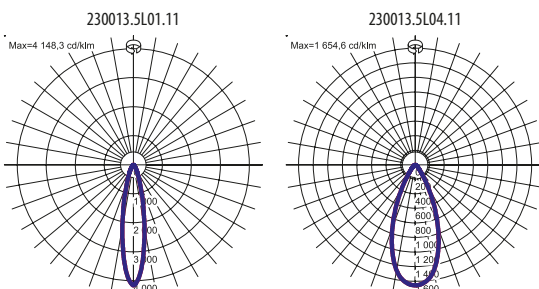


Code	Beam angle	Power LED [W]	Luminaire power [W]	Lumen LED [lm]	Lumen luminaire [lm]	Efficacy [lm/W]	Colour temperature [K]	CRI/Ra
230013.5L01.11	24°	17,5	21	1560	1560	74	4000	92
230013.5L02.11	24°	17,5	21	1430	1430	68	3000	92
230013.5L03.11	40°	17,5	21	1560	1560	74	4000	92
230013.5L04.11	40°	17,5	21	1430	1430	68	3000	92

Code	Dimensions [mm] WH	Mounting dimensions [mm] L W	Pallet quantity	Quantity in package	Net weight [kg]
230013.5L01.11	185 362	70 70	50	1	3.8
230013.5L02.11	185 362	70 70	50	1	3.8
230013.5L03.11	185 362	70 70	50	1	3.8
230013.5L04.11	185 362	70 70	50	1	3.8



#### LIGHT BEAM CURVES



Designed by LUG Design Team

Luminous flux tolerance +/- 10%.  
 Lighting beam, light intensity distribution and light efficiency were examined in accordance with the EN ISO 17025:2005 norm for EN13032 norm series and the LM-79 norm.  
 Up-to-date product info available on our website [www.flashdq.com](http://www.flashdq.com)


Date of issue: 25-12-2017

The LUG Company reserves right to introduce any construction changes and improvements into the lighting luminaires

## SPOSÓB ŚWIECENIA

---

230013.5L01.11



230013.5L04.11

